

THE STATE OF RENEWABLE ENERGIES IN EUROPE, 20TH EDITION

FREE DOWNLOAD: ENGLISH: <https://www.eurobserv-er.org/category/all-annual-overview-barometers>

The EurObsv'ER project has released its annual report: The state of renewable energies in Europe.

Dedicated CHAPTERS and KEY DATA include:

Energy indicators (installed RE capacity, energy production, energy storage, RES in buildings)

- 22.1 %** **ES share** in total EU gross **final energy consumption** in 2020 (19.9% in 2019)
- 37.5 %** **RES-E share** in gross EU-27 **electricity consumption** in 2020 (34.1% in 2019)
- 32.1 %** **Share** of energy from renewable sources for **heating and cooling** in 2020
- 1 058.4 TWh** Renewable electricity generation in the EU-27 in 2020 (978.7 TWh in 2019)
- 43.1 GW** **Electricity storage capacity** installed in the EU-27 at the end of 2020

Socio-economic indicators (jobs and turnover gross added value)

- 1.31 million** **Jobs** in the **EU renewable energy industry** in 2020 (1.24 million in 2019)
- € 162.9 bn.** **Turnover** by **renewable energy sources** in EU-27 in 2020 (€149.3 bn. in 2019)

Avoided fossil fuel use and avoided costs

528 MtCO_{2eq} **Reduced GHG emissions** due to the additional consumption of renewable energy in the EU-27 in 2020 (500 in 2019)

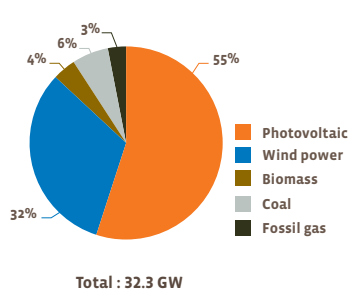
€ 35 bn. **EU-27 avoided expenses** through renewables

164.6 **Mtoe EU-27 substituted fossil fuels**

Renewable energy costs and energy prices

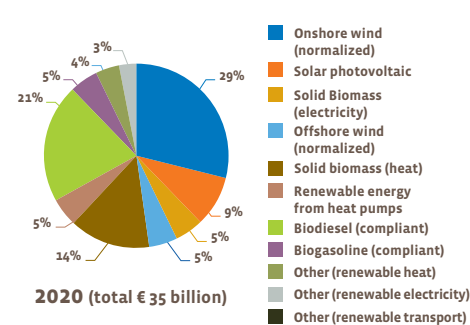
Indicators on innovation and competitiveness, and International Trade

Distribution of additional electrical capacities connected to EU-27 grids in 2020 by technology



Source: EurObsv'ER

EU-27 avoided expenses through renewables



Note: Reference year 2005. Note: for 2020 proxy data are used.
Source: EurObsv'ER based on EEA data.

22.1%

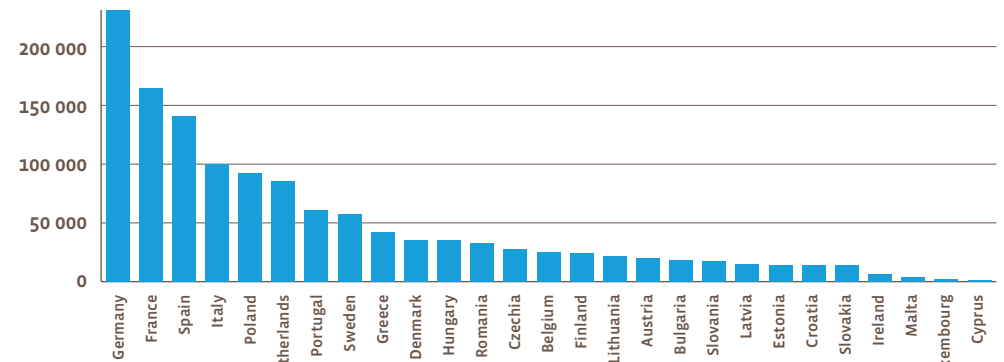
RES share in total EU gross final energy consumption in 2020

€ 162.9 bn

Turnover generated by renewable energy sources in EU-27 in 2020



Gross renewable employment in the EU-27 (data for 2020)



Source: EurObsv'ER

FURTHER INFORMATION

DATABASE: www.eurobserv-er.org/online-database

GRAPHS: www.eurobserv-er.org/press-corner-graphs-and-tables

TWITTER: twitter.com/EurObsv_ER

PRESS RELEASES: www.eurobserv-er.org/download-press-releases

The next barometer will be dedicated to wind energy.